

# Bitcoin Market in Brazil

# Sep/2015

bitValor.com

Spring starts hot in the southern hemisphere by recording on Sep 24th the **largest daily transaction volume** at **R\$ 801 K (US\$ 203K)** and a new record **number of monthly transactions** at more than **34 thousand**.

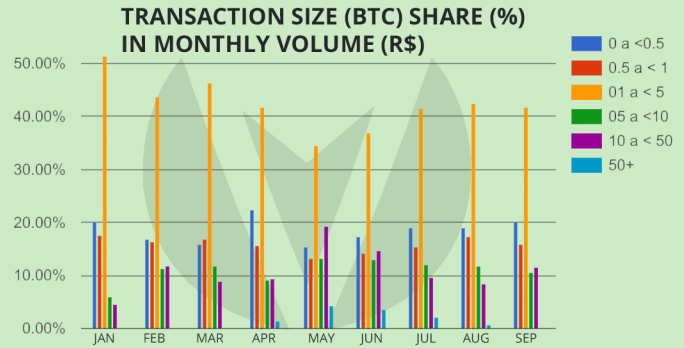
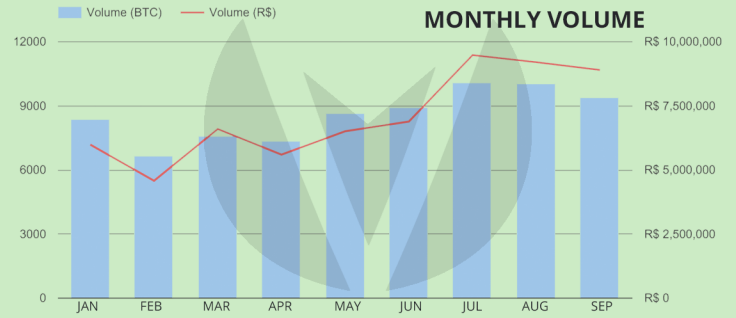
Despite new records, **SEPTEMBER** stays below the financial volume of the last two months and ends at **R\$ 8.9 million (US\$ 2.3M)** as the third best month of the year.

The third quarter of 2015 (July, August and September) ends as the best quarter in brazilian history, with **R\$ 27.6 million (US\$ 7.8M)** in volume, an increase of **45%** compared to the second quarter of the year.

A similar fourth quarter would drive **2015 to close with more than R\$ 90 million in transactions**, more than double 2014's volume.

The average trade value hits in SEPTEMBER its lowest amount at **R\$ 262** driven by the large volume of transactions at BitcoinToYou which had **double the number of transactions** of August.

Trades between 1BTC and 5 BTC still represents the majority of the monthly volume at **42%**.



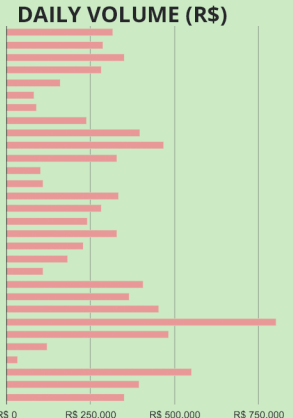
## MARKET SHARE

The **TOP3** exchanges are able to revert market share loss and now control almost **90%** of the market, the best share since June. **FOXBIT (40%)** maintains the leadership for the fifth consecutive month with a small market share gain (**+2p.p.**) and has on the 24th its **largest daily volume** with **R\$ 461k** (57% of the volume on this historic day).

**MERCADOBITCOIN (33%)** advances the most in the month (**+4.7p.p.**) and has its largest monthly volume at **R\$ 2.9 million**.

**BITCOINTOYOU (16%)** keeps the third place far from any contenders.

Exchange	FoxBit	Mercado Bitcoin	BitcoinToYou	Local Bitcoins	BitInvest	NegocieCoins	TOTAL
Market Share	40.19%	33.03%	16.20%	3.14%	1.46%	1.15%	100.00%
Last Price	R\$ 981.51	R\$ 991.50	R\$ 963.30	R\$ 938.40	R\$ 975.00	R\$ 994.00	
High (R\$)	R\$ 1,010.00	R\$ 1,010.00	R\$ 1,008.04	R\$ 1,304.35	R\$ 1,005.00	R\$ 1,009.99	<b>R\$ 1,304.35</b>
Low (R\$)	R\$ 869.00	R\$ 865.93	R\$ 839.55	R\$ 854.32	R\$ 874.00	R\$ 870.50	<b>R\$ 839.55</b>
Volume (BTC)	3,771	3,114	1,551	295	140	109	<b>9,430</b>
Volume (R\$)	R\$ 3,590,490	R\$ 2,950,526	R\$ 1,447,013	R\$ 280,858	R\$ 130,287	R\$ 103,060	<b>R\$ 8,933,179</b>
Trades	8,446	6,620	17,566	380	276	423	<b>34,038</b>
Average Price	R\$ 952	R\$ 948	R\$ 933	R\$ 952	R\$ 934	R\$ 944	<b>R\$ 947</b>
Average Trade (BTC)	0.446	0.470	0.088	0.777	0.505	0.258	<b>0.277</b>
Average Trade (R\$)	R\$ 425	R\$ 446	R\$ 82	R\$ 739	R\$ 472	R\$ 244	<b>R\$ 262</b>
Trade Fees (%)	0.50%	1.00%	0.85%	1.00%	0.60%	0.50%	<b>0.75%</b>
Trade Fees (R\$)	R\$ 17,952	R\$ 29,505	R\$ 12,300	R\$ 2,809	R\$ 782	R\$ 515	<b>R\$ 66,880</b>



## CONSOLIDATED 2015

	Jan	Feb	Mar	Apr	May	Jun	Jul	Aug	Sep	2015
Last Price	R\$ 644.00	R\$ 746.00	R\$ 859.94	R\$ 740.28	R\$ 768.98	R\$ 859.58	R\$ 1,010.00	R\$ 865.15	R\$ 991.50	<b>R\$ 991.50</b>
High (R\$)	R\$ 1,492.54	R\$ 1,495.09	R\$ 1,488.10	R\$ 1,037.99	R\$ 1,492.54	R\$ 1,556.87	R\$ 4,999.00	R\$ 1,327.12	R\$ 1,304.35	<b>R\$ 4,999.00</b>
Low (R\$)	R\$ 404.19	R\$ 605.74	R\$ 713.84	R\$ 652.01	R\$ 675.50	R\$ 670.00	R\$ 693.00	R\$ 0.85	R\$ 839.55	<b>R\$ 0.85</b>
Volume (BTC)	8,402	6,688	7,598	7,347	8,681	8,926	10,110	10,045	9,430	<b>77,227</b>
Volume (R\$)	R\$ 5,985,964	R\$ 4,576,768	R\$ 6,595,838	R\$ 5,596,518	R\$ 6,508,269	R\$ 6,887,085	R\$ 9,478,843	R\$ 9,201,675	R\$ 8,933,179	<b>R\$ 63,764,138</b>
Volume (US\$)	\$2,279,968	\$1,629,484	\$2,106,392	\$1,840,356	\$2,120,307	\$2,216,255	\$2,942,749	\$2,618,520	\$2,282,083	<b>\$20,036,114</b>
Exchange Rate (US\$)	R\$ 2.63	R\$ 2.81	R\$ 3.13	R\$ 3.04	R\$ 3.07	R\$ 3.11	R\$ 3.22	R\$ 3.51	R\$ 3.91	<b>R\$ 3.18</b>
Trades	21,317	13,603	16,663	17,439	15,303	15,781	20,066	27,626	34,038	<b>181,836</b>
Average Price	R\$ 712	R\$ 684	R\$ 868	R\$ 762	R\$ 750	R\$ 772	R\$ 938	R\$ 916.05	R\$ 947.33	<b>R\$ 826</b>
Average Trade (BTC)	0.394	0.492	0.456	0.421	0.567	0.566	0.504	0.364	0.277	<b>0.425</b>
Average Trade (R\$)	R\$ 281	R\$ 336	R\$ 396	R\$ 321	R\$ 425	R\$ 436	R\$ 472	R\$ 333.08	R\$ 262.45	<b>R\$ 351</b>
FoxBit	35.06%	42.64%	33.41%	30.87%	39.34%	44.59%	43.81%	38.24%	40.19%	<b>39.01%</b>
Mercado Bitcoin	45.19%	35.51%	42.24%	48.42%	35.57%	31.82%	26.99%	28.48%	33.03%	<b>35.23%</b>
BitcoinToYou	14.34%	15.54%	14.72%	8.89%	16.65%	15.03%	14.95%	16.11%	16.20%	<b>14.90%</b>
Local Bitcoins	1.37%	1.42%	1.98%	4.13%	2.91%	2.48%	3.15%	2.19%	3.14%	<b>2.59%</b>
BitInvest	1.99%	0.90%	0.93%	2.15%	1.04%	0.87%	1.81%	1.42%	1.46%	<b>1.42%</b>
NegocieCoins				0.22%	0.55%	2.04%	1.66%	2.30%	1.15%	<b>1.04%</b>
Basebit				0.33%	0.33%	0.82%	0.45%	0.10%		<b>0.23%</b>

[FlowBTC requested by note to not have its details called out. Total amounts still considers all known brazilian exchanges.]

This report is created by bitValor.com from trades published by all Exchanges listed.

This report and the information compiled here can be freely distributed with attribution to bitValor.com

bitValor.com

